



# ForeclosuresMass.

## ForeclosuresMass Market Analysis Report June 2006



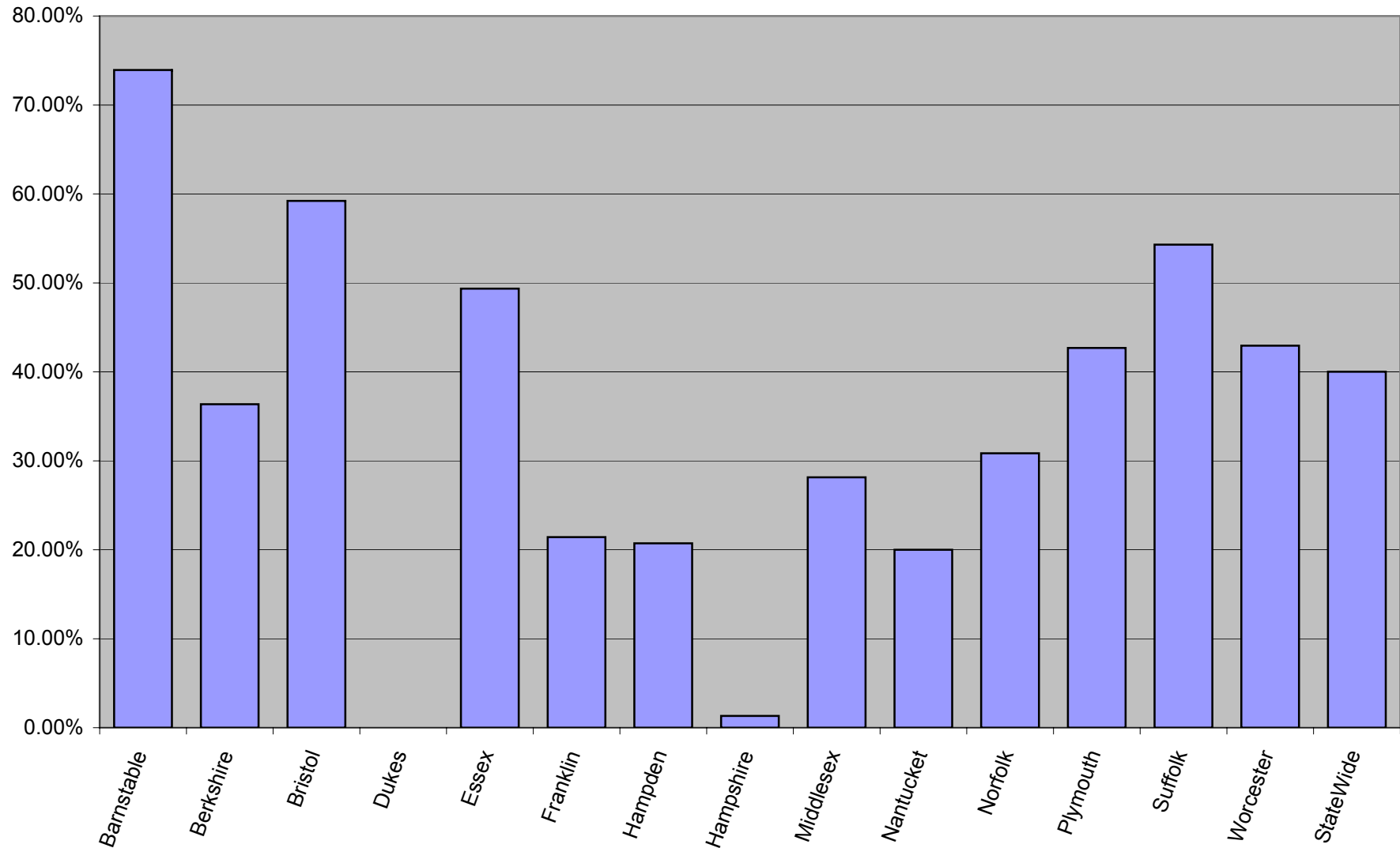
<b>Foreclosures by Year</b>			
<b>County</b>	<b>2004</b>	<b>2005</b>	<b>2006ytd*</b>
Barnstable	331	488	340
Berkshire	148	182	88
Bristol	697	1001	629
Dukes	31	33	11
Essex	926	1367	802
Franklin	127	128	77
Hampden	1099	1214	646
Hampshire	140	157	72
Middlesex	1408	1746	1022
Nantucket	15	15	10
Norfolk	701	956	479
Plymouth	966	1349	736
Suffolk	800	1158	715
Worcester	1300	1699	975
<b>StateWide</b>	<b>8689</b>	<b>11493</b>	<b>6602</b>

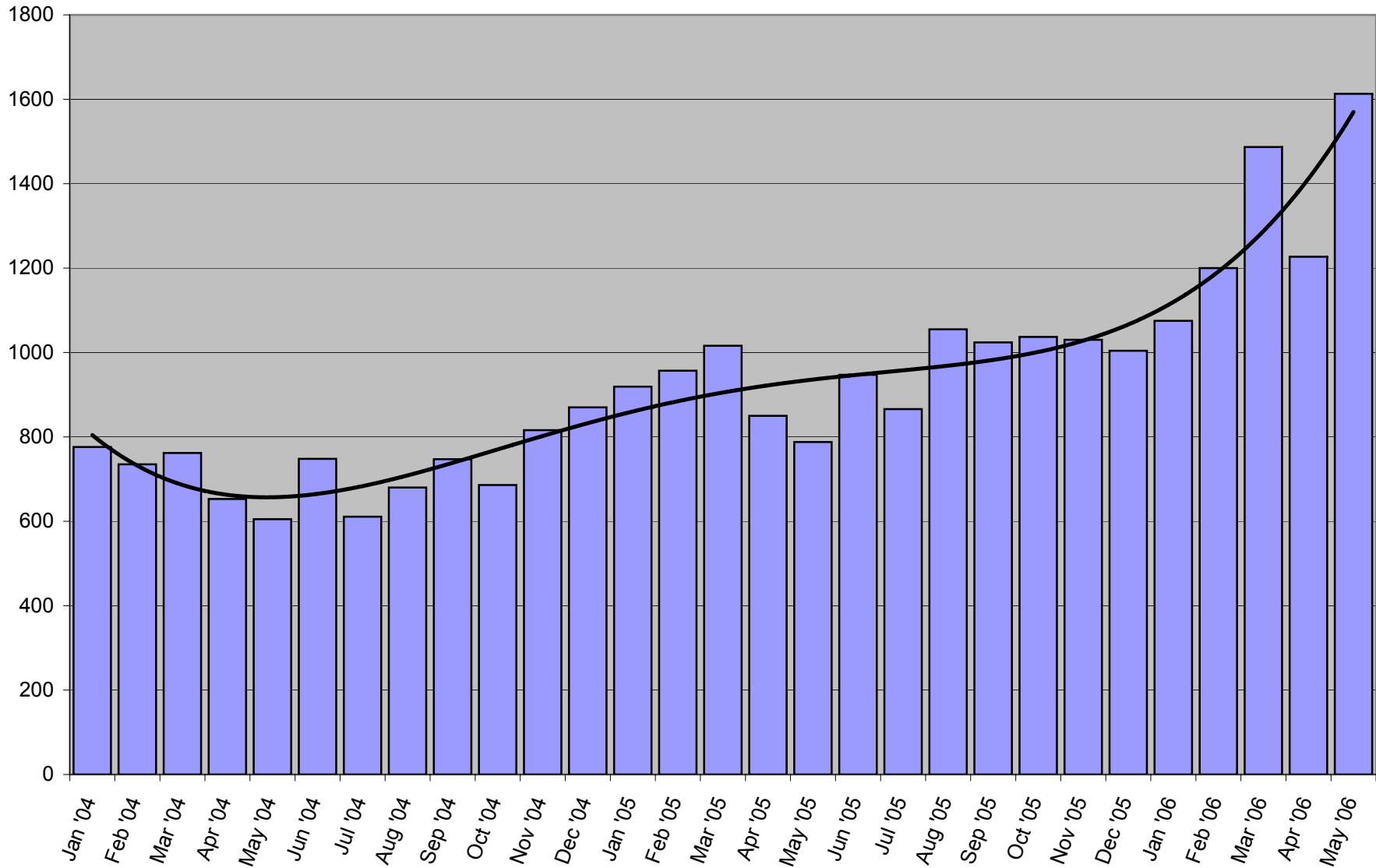
<b>Foreclosures Preceding 12 Months</b>			
<i>June 1 of previous year through May 31</i>			
<b>County</b>	<b>2005</b>	<b>2006</b>	<b>% Change</b>
Barnstable	372	647	73.92% ◀
Berkshire	143	195	36.36%
Bristol	787	1253	59.21%
Dukes	32	32	0.00%
Essex	1094	1634	49.36%
Franklin	126	153	21.43%
Hampden	1129	1363	20.73%
Hampshire	152	154	1.32%
Middlesex	1585	2031	28.14%
Nantucket	15	18	20.00%
Norfolk	804	1052	30.85%
Plymouth	1101	1571	42.69%
Suffolk	930	1435	54.30%
Worcester	1418	2027	42.95%
<b>StateWide</b>	<b>9688</b>	<b>13565</b>	<b>40.02%</b>

\* January 1 through May 31, 2006

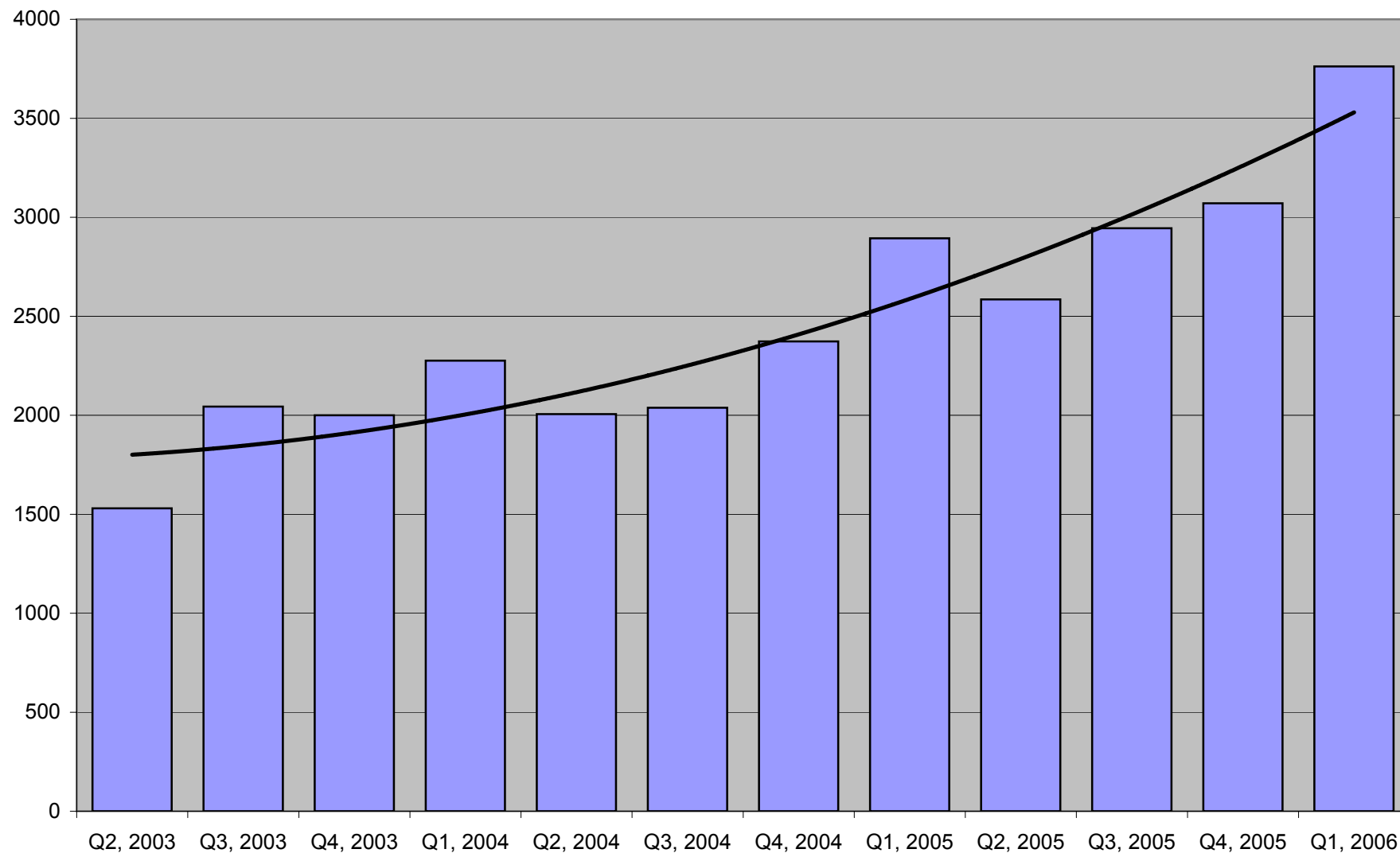


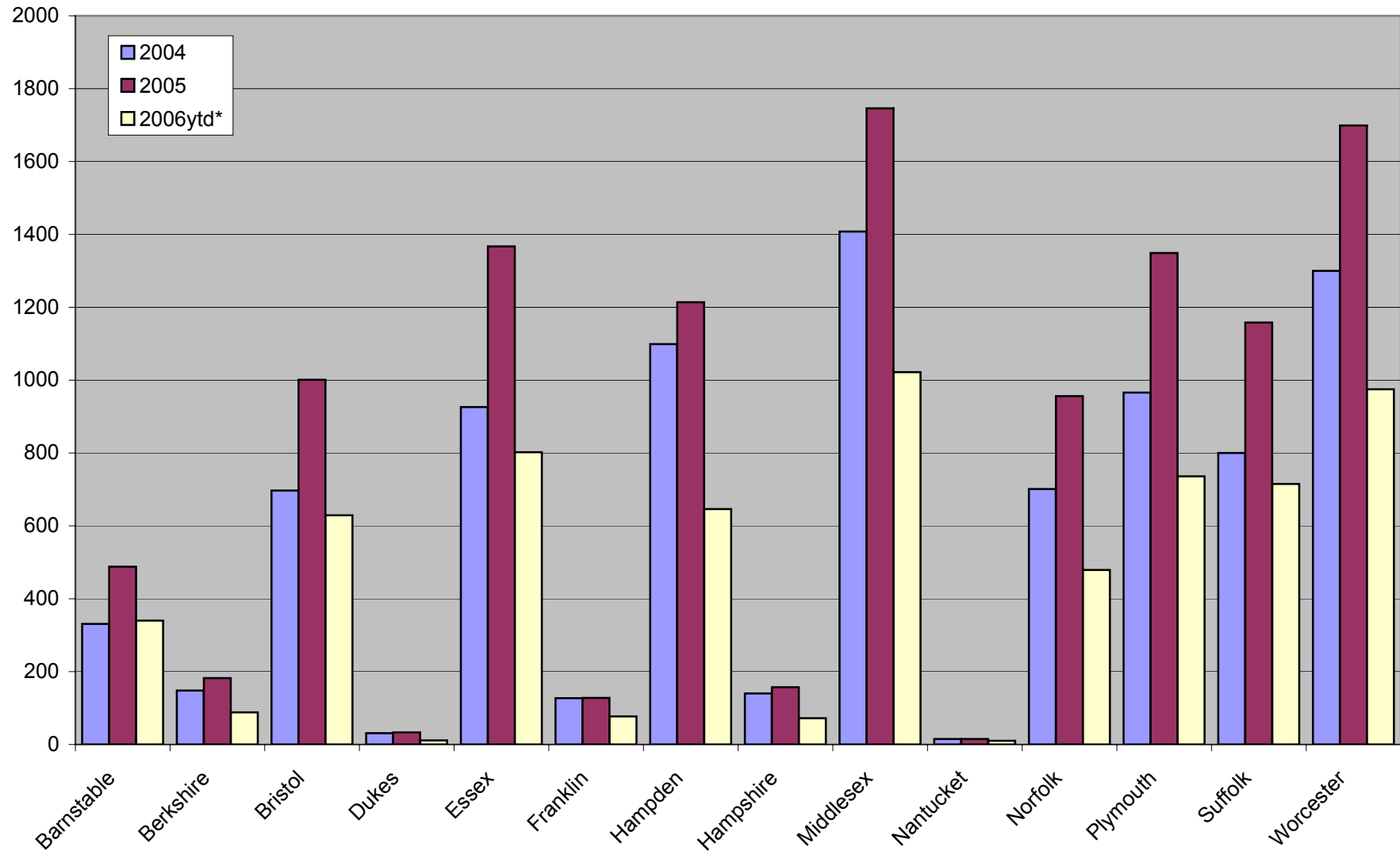
**Percent Change in Number of Foreclosures Started  
(Jun 1, 2004 to May 31, 2005) compared to (Jun 1, 2005 to May 31, 2006)**



**Foreclosures in Massachusetts by Month**


### Foreclosures in Massachusetts by Quarter



**Foreclosures Started, 2004-2006**


**Foreclosures per Month**

Month	Barnst.	Berksh.	Bristol	Dukes	Essex	Franklin	Hampden	Hampsh.	Middlesex	Nantuck.	Norfolk	Plymouth	Suffolk	Worc.	StateWide
Jan, 2004	26	11	58	5	95	8	115	12	119	2	44	79	70	132	776
Feb, 2004	33	21	48	3	82	11	99	10	112	2	70	76	59	109	735
Mar, 2004	31	22	69	1	63	18	107	14	114		69	80	58	116	762
Apr, 2004	27	14	56	2	73	7	80	18	110	2	46	77	58	83	653
May, 2004	23	12	56		54	9	66	9	105	1	51	67	63	89	605
Jun, 2004	35	7	58	2	96	15	85	6	125	2	62	69	74	112	748
Jul, 2004	23	11	50	1	72	6	60	13	102	1	48	82	60	82	611
Aug, 2004	32	8	60	5	65	4	89	15	99	1	53	88	61	100	680
Sep, 2004	23	6	48	5	69	21	111	9	130		54	93	79	99	747
Oct, 2004	23	11	62	1	70	6	95	7	108		64	69	65	105	686
Nov, 2004	28	8	57	1	99	13	98	16	130	2	68	84	67	145	816
Dec, 2004	27	17	75	5	88	9	94	11	154	2	72	102	86	128	870
Jan, 2005	40	15	73	3	106	10	111	14	147		93	99	62	146	919
Feb, 2005	37	12	82	2	104	15	121	20	163	1	62	118	102	118	957
Mar, 2005	35	16	92	6	113	5	109	16	158	2	93	122	104	145	1016
Apr, 2005	37	16	66		117	8	77	14	142	3	66	83	99	122	850
May, 2005	32	16	64	1	95	14	79	11	127	1	69	92	71	116	788
Jun, 2005	39	9	80	5	112	14	98	18	139	4	77	112	92	148	947
Jul, 2005	51	14	82	1	108	9	84	5	142		72	82	84	132	866
Aug, 2005	45	21	80	2	121	11	112	14	153		87	137	116	156	1055
Sep, 2005	31	16	99	5	124	13	103	10	157	1	79	127	105	154	1024
Oct, 2005	35	14	90	2	109	16	109	13	145		90	147	107	160	1037
Nov, 2005	52	18	112	3	139	6	115	13	131	2	74	109	100	156	1030
Dec, 2005	54	15	81	3	119	7	96	9	142	1	94	121	116	146	1004
Jan, 2006	58	14	95	3	142	17	112	16	164	4	72	111	115	152	1075
Feb, 2006	58	20	115		149	9	117	9	212		78	149	120	164	1200
Mar, 2006	70	17	156	7	165	14	141	16	209	3	106	163	177	243	1487
Apr, 2006	58	19	120	1	140	15	123	12	196	1	100	141	132	169	1227
May, 2006	96	18	143		206	22	153	19	241	2	123	172	171	247	1613

**Month-Month Percentage Change**

Month	Barnst.	Berksh.	Bristol	Dukes	Essex	Franklin	Hampden	Hampsh.	Middlesex	Nantuck.	Norfolk	Plymouth	Suffolk	Worc.	StateWide
Jan, 2004	NA	NA	NA	NA	NA	NA	NA	NA	NA	NA	NA	NA	NA	NA	NA
Feb, 2004	26.92%	90.91%	-17.24%	-40.00%	-13.68%	37.50%	-13.91%	-16.67%	-5.88%	0.00%	59.09%	-3.80%	-15.71%	-17.42%	-5.28%
Mar, 2004	-6.06%	4.76%	43.75%	-66.67%	-23.17%	63.64%	8.08%	40.00%	1.79%	-100.00%	-1.43%	5.26%	-1.69%	6.42%	3.67%
Apr, 2004	-12.90%	-36.36%	-18.84%	100.00%	15.87%	-61.11%	-25.23%	28.57%	-3.51%		-33.33%	-3.75%	0.00%	-28.45%	-14.30%
May, 2004	-14.81%	-14.29%	0.00%	-100.00%	-26.03%	28.57%	-17.50%	-50.00%	-4.55%	-50.00%	10.87%	-12.99%	8.62%	7.23%	-7.35%
Jun, 2004	52.17%	-41.67%	3.57%		77.78%	66.67%	28.79%	-33.33%	19.05%	100.00%	21.57%	2.99%	17.46%	25.84%	23.64%
Jul, 2004	-34.29%	57.14%	-13.79%	-50.00%	-25.00%	-60.00%	-29.41%	116.67%	-18.40%	-50.00%	-22.58%	18.84%	-18.92%	-26.79%	-18.32%
Aug, 2004	39.13%	-27.27%	20.00%	400.00%	-9.72%	-33.33%	48.33%	15.38%	-2.94%	0.00%	10.42%	7.32%	1.67%	21.95%	11.29%
Sep, 2004	-28.13%	-25.00%	-20.00%	0.00%	6.15%	425.00%	24.72%	-40.00%	31.31%	-100.00%	1.89%	5.68%	29.51%	-1.00%	9.85%
Oct, 2004	0.00%	83.33%	29.17%	-80.00%	1.45%	-71.43%	-14.41%	-22.22%	-16.92%		18.52%	-25.81%	-17.72%	6.06%	-8.17%
Nov, 2004	21.74%	-27.27%	-8.06%	0.00%	41.43%	116.67%	3.16%	128.57%	20.37%		6.25%	21.74%	3.08%	38.10%	18.95%
Dec, 2004	-3.57%	112.50%	31.58%	400.00%	-11.11%	-30.77%	-4.08%	-31.25%	18.46%	0.00%	5.88%	21.43%	28.36%	-11.72%	6.62%
Jan, 2005	48.15%	-11.76%	-2.67%	-40.00%	20.45%	11.11%	18.09%	27.27%	-4.55%	-100.00%	29.17%	-2.94%	-27.91%	14.06%	5.63%
Feb, 2005	-7.50%	-20.00%	12.33%	-33.33%	-1.89%	50.00%	9.01%	42.86%	10.88%		-33.33%	19.19%	64.52%	-19.18%	4.13%
Mar, 2005	-5.41%	33.33%	12.20%	200.00%	8.65%	-66.67%	-9.92%	-20.00%	-3.07%	100.00%	50.00%	3.39%	1.96%	22.88%	6.17%
Apr, 2005	5.71%	0.00%	-28.26%	-100.00%	3.54%	60.00%	-29.36%	-12.50%	-10.13%	50.00%	-29.03%	-31.97%	-4.81%	-15.86%	-16.34%
May, 2005	-13.51%	0.00%	-3.03%		-18.80%	75.00%	2.60%	-21.43%	-10.56%	-66.67%	4.55%	10.84%	-28.28%	-4.92%	-7.29%
Jun, 2005	21.88%	-43.75%	25.00%	400.00%	17.89%	0.00%	24.05%	63.64%	9.45%	300.00%	11.59%	21.74%	29.58%	27.59%	20.18%
Jul, 2005	30.77%	55.56%	2.50%	-80.00%	-3.57%	-35.71%	-14.29%	-72.22%	2.16%	-100.00%	-6.49%	-26.79%	-8.70%	-10.81%	-8.55%
Aug, 2005	-11.76%	50.00%	-2.44%	100.00%	12.04%	22.22%	33.33%	180.00%	7.75%		20.83%	67.07%	38.10%	18.18%	21.82%
Sep, 2005	-31.11%	-23.81%	23.75%	150.00%	2.48%	18.18%	-8.04%	-28.57%	2.61%		-9.20%	-7.30%	-9.48%	-1.28%	-2.94%
Oct, 2005	12.90%	-12.50%	-9.09%	-60.00%	-12.10%	23.08%	5.83%	30.00%	-7.64%	-100.00%	13.92%	15.75%	1.90%	3.90%	1.27%
Nov, 2005	48.57%	28.57%	24.44%	50.00%	27.52%	-62.50%	5.50%	0.00%	-9.66%		-17.78%	-25.85%	-6.54%	-2.50%	-0.68%
Dec, 2005	3.85%	-16.67%	-27.68%	0.00%	-14.39%	16.67%	-16.52%	-30.77%	8.40%	-50.00%	27.03%	11.01%	16.00%	-6.41%	-2.52%
Jan, 2006	7.41%	-6.67%	17.28%	0.00%	19.33%	142.86%	16.67%	77.78%	15.49%	300.00%	-23.40%	-8.26%	-0.86%	4.11%	7.07%
Feb, 2006	0.00%	42.86%	21.05%	-100.00%	4.93%	-47.06%	4.46%	-43.75%	29.27%	-100.00%	8.33%	34.23%	4.35%	7.89%	11.63%
Mar, 2006	20.69%	-15.00%	35.65%		10.74%	55.56%	20.51%	77.78%	-1.42%		35.90%	9.40%	47.50%	48.17%	23.92%
Apr, 2006	-17.14%	11.76%	-23.08%	-85.71%	-15.15%	7.14%	-12.77%	-25.00%	-6.22%	-66.67%	-5.66%	-13.50%	-25.42%	-30.45%	-17.48%
May, 2006	65.52%	-5.26%	19.17%	-100.00%	47.14%	46.67%	24.39%	58.33%	22.96%	100.00%	23.00%	21.99%	29.55%	46.15%	31.46%

**Year-Year Percentage Change, by Month**

Month	Barnst.	Berksh.	Bristol	Dukes	Essex	Franklin	Hampden	Hampsh.	Middlesex	Nantuck.	Norfolk	Plymouth	Suffolk	Worc.	StateWide
Jan	45.00%	-6.67%	30.14%	0.00%	33.96%	70.00%	0.90%	14.29%	11.56%	#DIV/0!	-22.58%	12.12%	85.48%	4.11%	16.97%
Feb	56.76%	66.67%	40.24%	-100.00%	43.27%	-40.00%	-3.31%	-55.00%	30.06%	-100.00%	25.81%	26.27%	17.65%	38.98%	25.39%
Mar	100.00%	6.25%	69.57%	16.67%	46.02%	180.00%	29.36%	0.00%	32.28%	50.00%	13.98%	33.61%	70.19%	67.59%	46.36%
Apr	56.76%	18.75%	81.82%		19.66%	87.50%	59.74%	-14.29%	38.03%	-66.67%	51.52%	69.88%	33.33%	38.52%	44.35%
May	200.00%	12.50%	123.44%		116.84%	57.14%	93.67%	72.73%	89.76%	100.00%	78.26%	86.96%	140.85%	112.93%	104.70%
Jun	11.43%	28.57%	37.93%	150.00%	16.67%	-6.67%	15.29%	200.00%	11.20%	100.00%	24.19%	62.32%	24.32%	32.14%	26.60%
Jul	121.74%	27.27%	64.00%	0.00%	50.00%	50.00%	40.00%	-61.54%	39.22%	-100.00%	50.00%	0.00%	40.00%	60.98%	41.73%
Aug	40.63%	162.50%	33.33%	-60.00%	86.15%	175.00%	25.84%	-6.67%	54.55%	-100.00%	64.15%	55.68%	90.16%	56.00%	55.15%
Sep	34.78%	166.67%	106.25%	0.00%	79.71%	-38.10%	-7.21%	11.11%	20.77%		46.30%	36.56%	32.91%	55.56%	37.08%
Oct	52.17%	27.27%	45.16%	100.00%	55.71%	166.67%	14.74%	85.71%	34.26%		40.63%	113.04%	64.62%	52.38%	51.17%
Nov	85.71%	125.00%	96.49%	200.00%	40.40%	-53.85%	17.35%	-18.75%	0.77%	0.00%	8.82%	29.76%	49.25%	7.59%	26.23%
Dec	100.00%	-11.76%	8.00%	-40.00%	35.23%	-22.22%	2.13%	-18.18%	-7.79%	-50.00%	30.56%	18.63%	34.88%	14.06%	15.40%